

## TUBO T8

### Características

Material	Al
Terminado	Opalino
Pantalla	Pc
Índice de protección	IP20
Base	G13
Dimensiones mm	1215*ø26 mm
Lúmenes	2,000 Lm
Temperatura	6,500K
Ángulo	130°

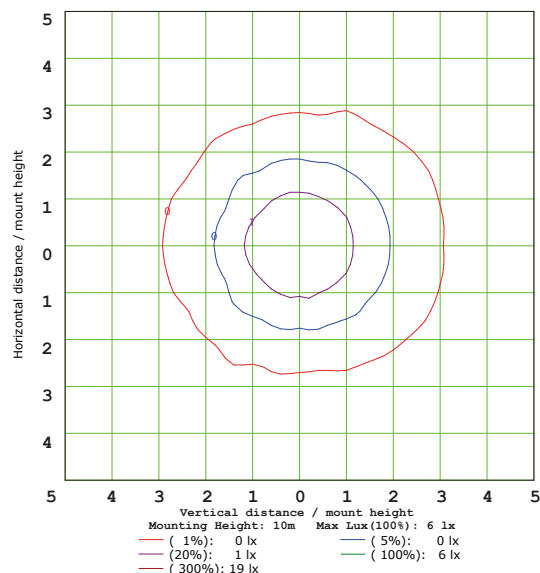
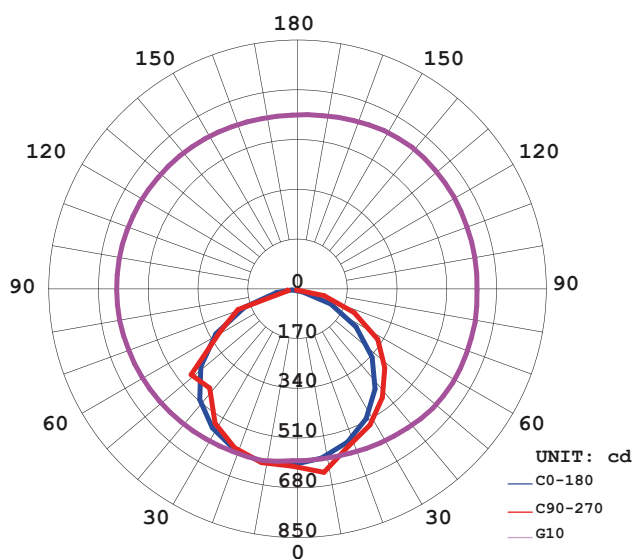
### Parámetros Eléctricos

Tensión Nominal [V~]	85-277V~
Consumo de Potencia [W]	18W
Frecuencia Nominal [Hz]	50/60Hz
Consumo de Corriente [A]	0.21 - 0.065 A
Temperatura de Operación	-10 a 45 °C

### Beneficios

Garantía	3 Años de Garantía*
Certificación	NOM

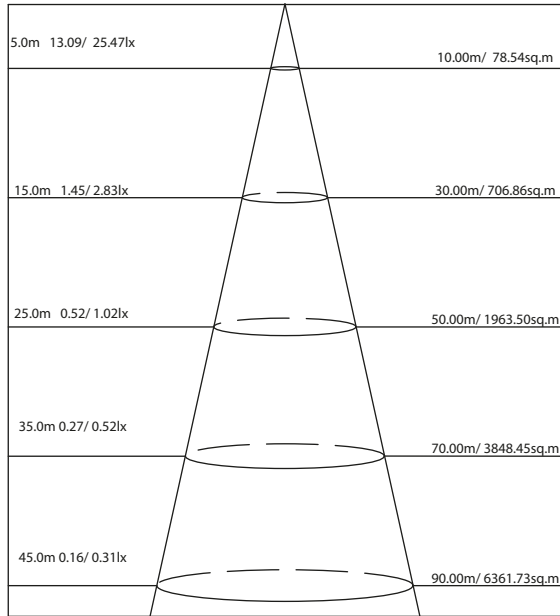
### LUMINOUS INTENSITY DISTRIBUTION DIAGRAM



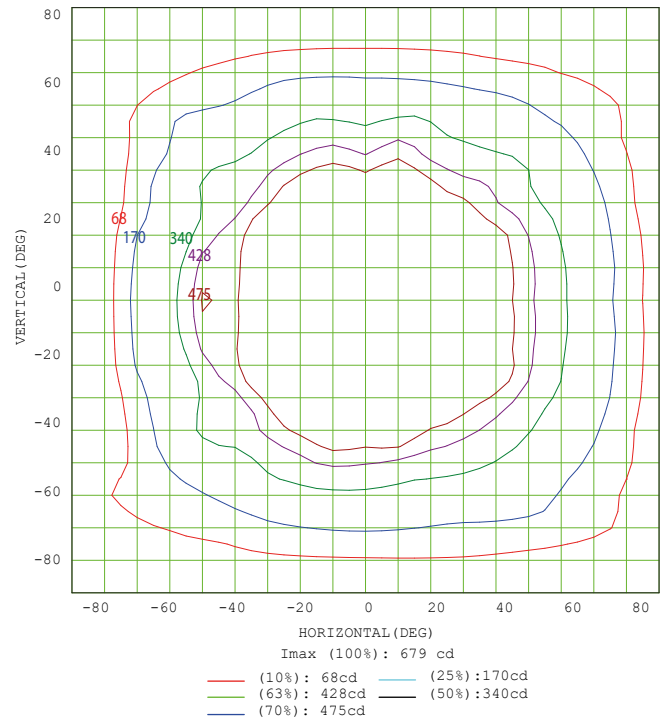
Características y Valores Aproximados

\*Importante revisar la póliza de garantía de cada producto

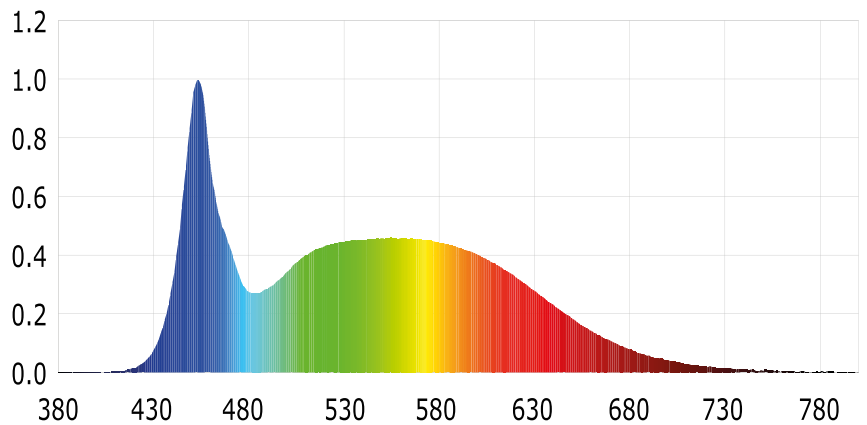
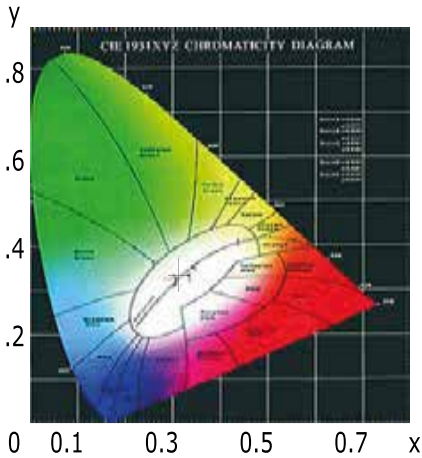
Flux Out: 1028.13lm



Height Avg./Nadir.E Beam Angle: 90.0° Diameter / Area



## CIE1931 CHROMATICITY DIAGRAM



### Parámetros colorimétricos

CCT: Tc=6412K (duv=0.00700)

CRI: Ra= 83.9, avgR(1~14)= 76.7, avgR(1~15)= 76.7

### Parámetros fotométricos

Luminous Flux: 2128.91 Lm

EEL: 0.12

Pupil Flux: 4059.99 Plm

Efficiency: 116.08Lm/W

Energy Efficiency Class: A+ (EU 874-2012)

Pupil Lumens Per Watt: 221.37 Plm/W

Radiant Power: 6.799 W

Pupil Factor (Kp): 1.907

### Parámetros eléctricos

Voltage: 127.10V

Power Factor: 0.9500

Current: 0.1520A

Frequency: 60.00Hz

Power: 18.34W