

REFLECTORES RSDX

Características

| | |
|----------------------|---------------------|
| Material | Al |
| Terminado | Negro |
| Pantalla | Cr |
| Índice de protección | IP65 |
| Base | Soporte de Fijación |
| Dimensiones mm | 147*113*28 mm |
| Lúmenes | 3,600Lm |
| Temperatura | 6,500K |
| Ángulo | 110° |

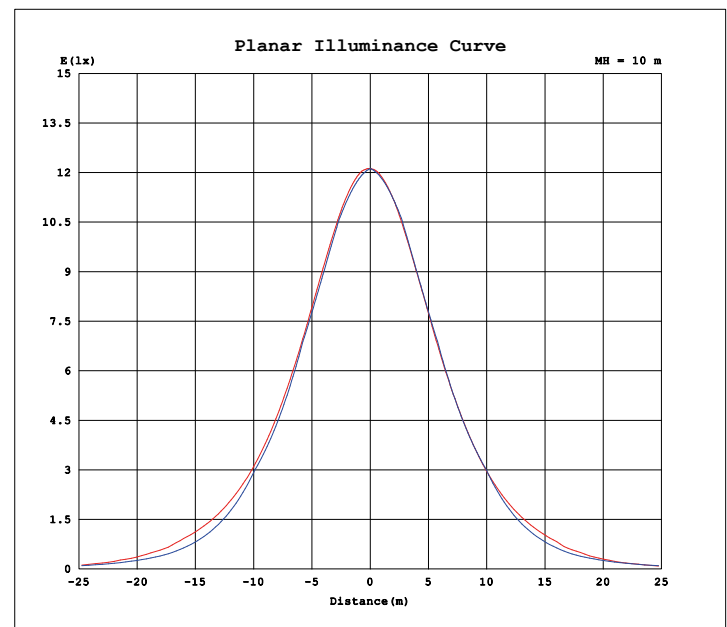
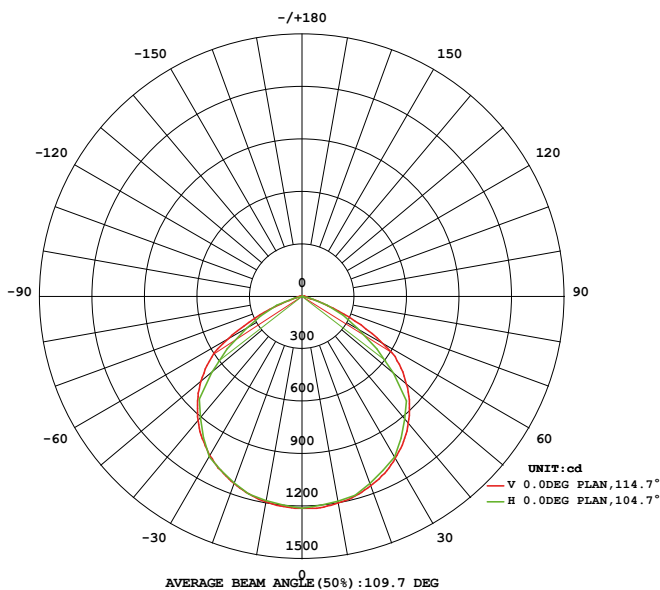
Parámetros Eléctricos

| | |
|--------------------------|--------------|
| Tensión Nominal [V~] | 110-265V~ |
| Consumo de Potencia [W] | 30W |
| Frecuencia Nominal [Hz] | 50/60Hz |
| Consumo de Corriente [A] | 0.27 - 0.11A |
| Temperatura de Operación | -10 a 45 °C |

Beneficios

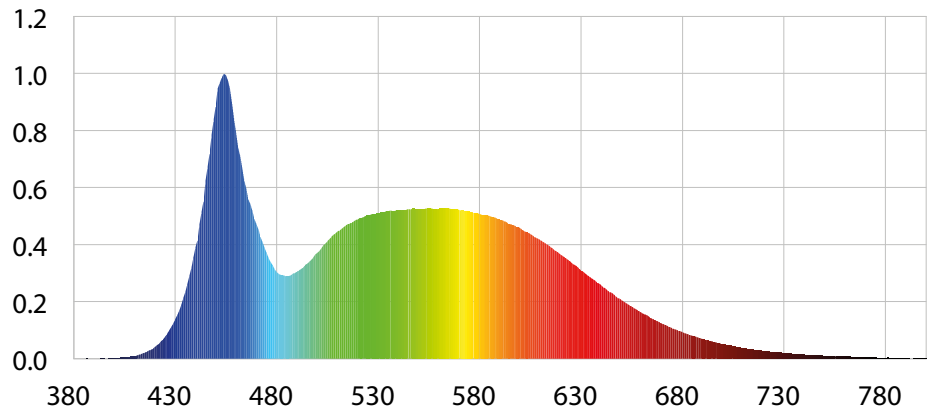
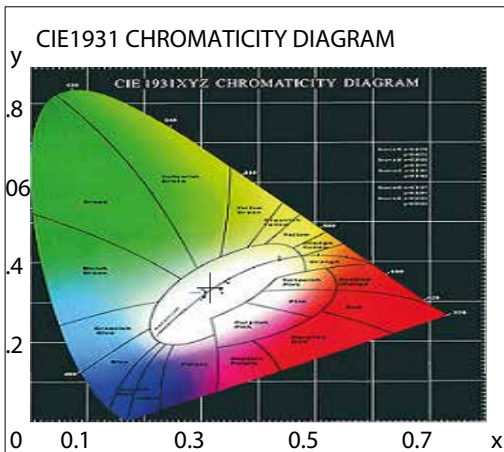
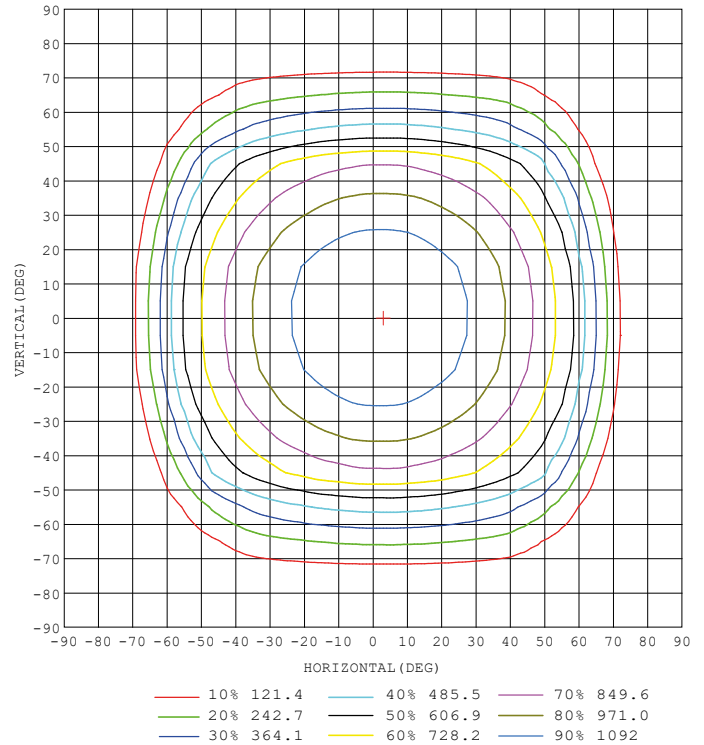

| | |
|---------------|----------------------|
| Garantía | 3 Años de Garantía * |
| Certificación | NOM |

LUMINOUS INTENSITY DISTRIBUTION DIAGRAM



Características y Valores Aproximados

*Importante revisar la póliza de garantía de cada producto



Parámetros colorimétricos

CCT: Tc=6290K (duv=0.00768)

CRI: Ra=82.7, avgR(1~14)= 75.1, avgR(1~15)= 75.0

Parámetros fotométricos

Luminous Flux: 4110.42 Lm

EEL: 0.10

Pupil Flux: 7718.57 Plm

Efficiency: 132.17Lm/W

Energy Efficiency Class: A+ (EU 874-2012)

Pupil Lumens Per Watt: 248.19 Plm/W

Radiant Power: 13.062W

Pupil Factor (Kp): 1.878

Parámetros eléctricos

Voltage: 126.90V

Power Factor: 0.6350

Current: 0.3860A

Frequency: 60.00Hz

Power: 31.10W