

**PANELES DE LED EMPOTRABLES**

**Características**

Material	Al
Terminado	Blanco
Pantalla	Pc
Índice de protección	IP40
Base	Empotrable
Dimensiones mm	295*1195*35 mm
Lúmenes	4,200 Lm
Temperatura	6,500K
Ángulo	120°

**Parámetros Eléctricos**

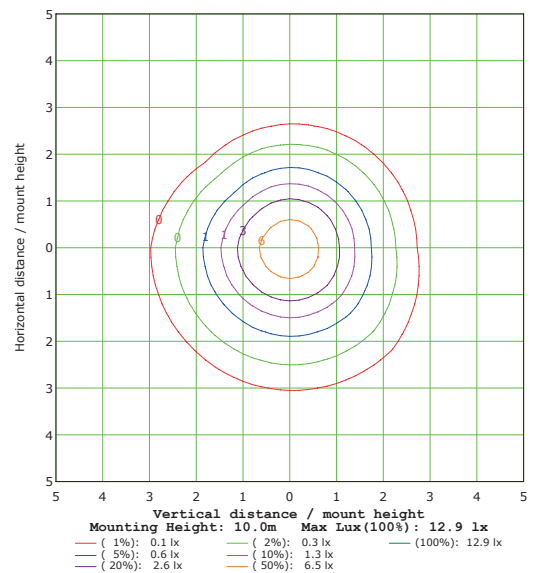
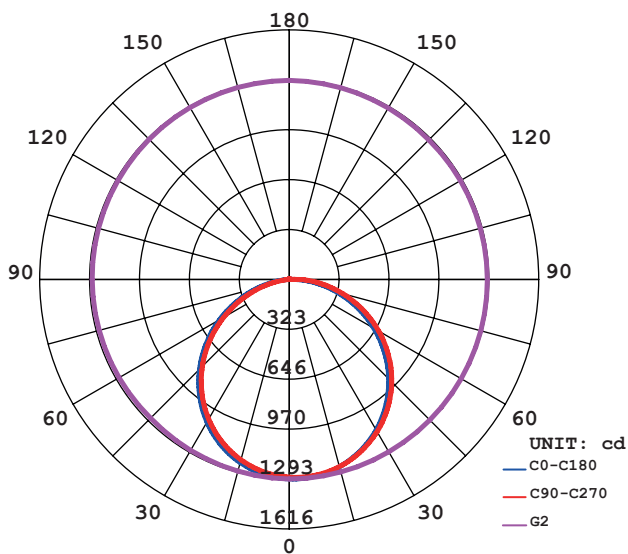
Tensión Nominal [V~]	100-277V~
Consumo de Potencia [W]	48W
Frecuencia Nominal [Hz]	50/60Hz
Consumo de Corriente [A]	0.42 - 0.15 A
Temperatura de Operación	-10 a 45 °C

**Beneficios**

Garantía	2 Años de Garantía*
Certificación	NOM

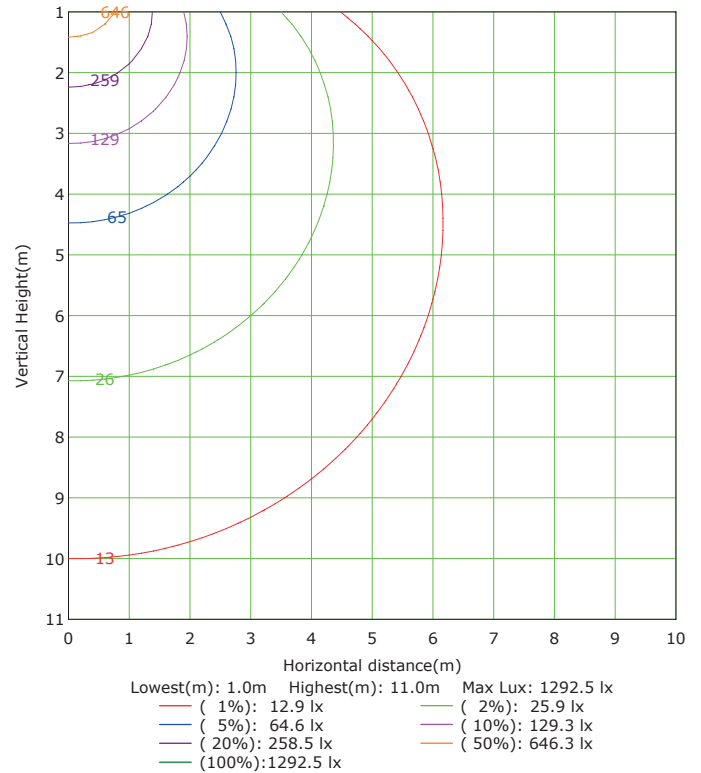
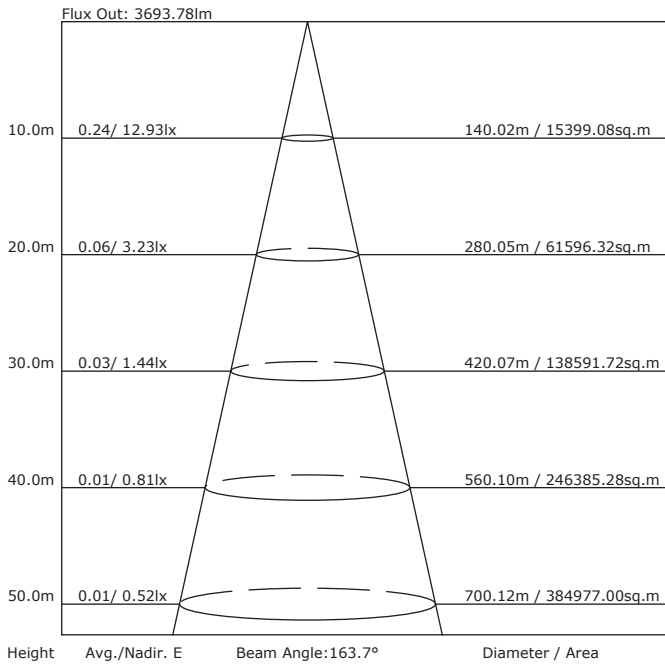


**LUMINOUS INTENSITY DISTRIBUTION DIAGRAM**

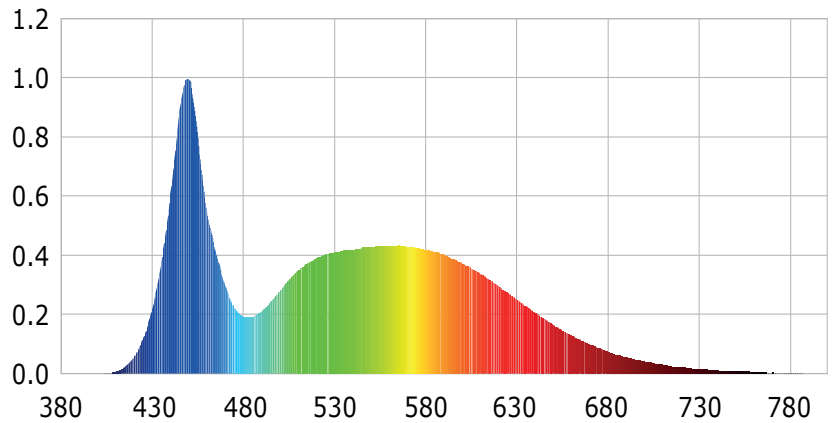
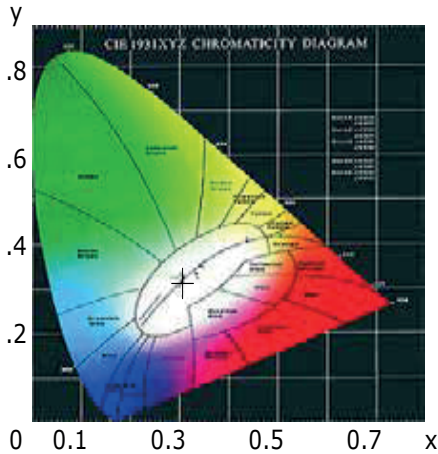


Características y Valores Aproximados

\*Importante revisar la póliza de garantía de cada producto



## CIE1931 CHROMATICITY DIAGRAM



### Parámetros colorimétricos

CCT: Tc=7022K (duv=0.00138)

CRI: Ra= 82.8, avgR(1~14)= 75.6, avgR(1~15)= 75.9

### Parámetros fotométricos

Luminous Flux:4023.65 Lm

EEl: 0.13

Pupil Flux: 7587.47 Plm

Efficiency: 103.04Lm/W

Energy Efficiency Class: A+ (EU 874-2012)

Pupil Lumens Per Watt: 194.30 Plm/W

Radiant Power: 13.385 W

Pupil Factor (Kp): 1.886

### Parámetros eléctricos

Voltage: 126.90V

Power Factor: 0.6440

Current: 0.4780A

Frequency: 60.00Hz

Power: 39.05W