


**PANELES DE LED**

**Características**

Material	Al
Terminado	Plata (Satin)
Pantalla	Pc
Índice de protección	IP20
Base	Empotrable / para suspender
Dimensiones mm	295*295*10 mm
Lúmenes	1,100 Lm
Temperatura	6,500K
Ángulo	120°



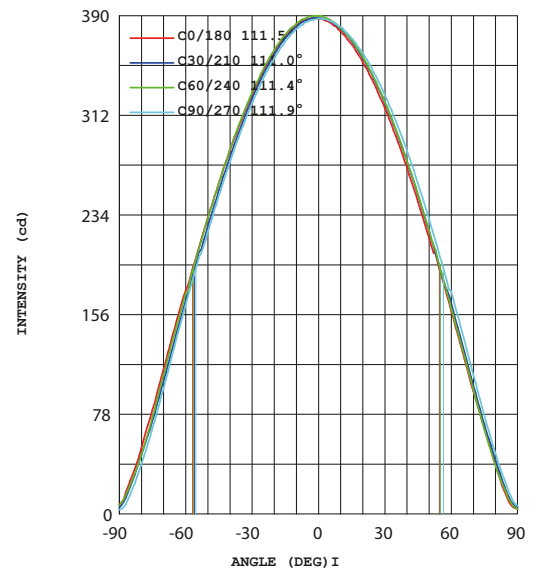
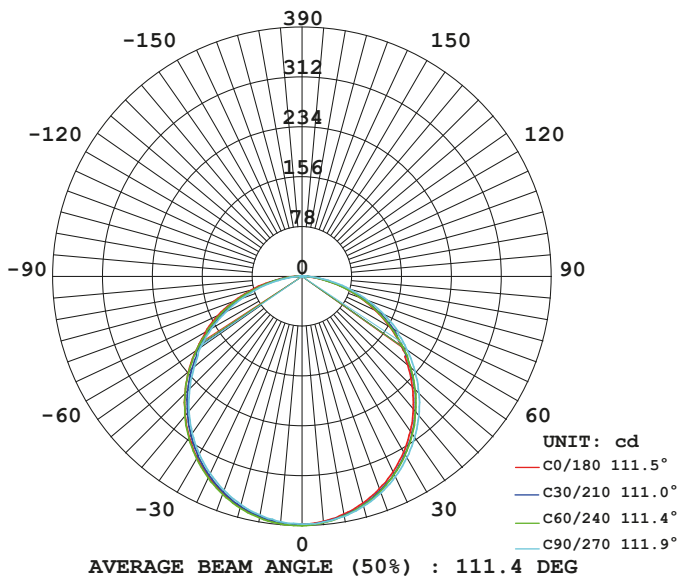
**Parámetros Eléctricos**

Tensión Nominal [V~]	85-265V~
Consumo de Potencia [W]	12W
Frecuencia Nominal [Hz]	50/60Hz
Consumo de Corriente [A]	0.14 - 0.04 A
Temperatura de Operación	-10 a 45 °C

**Beneficios**

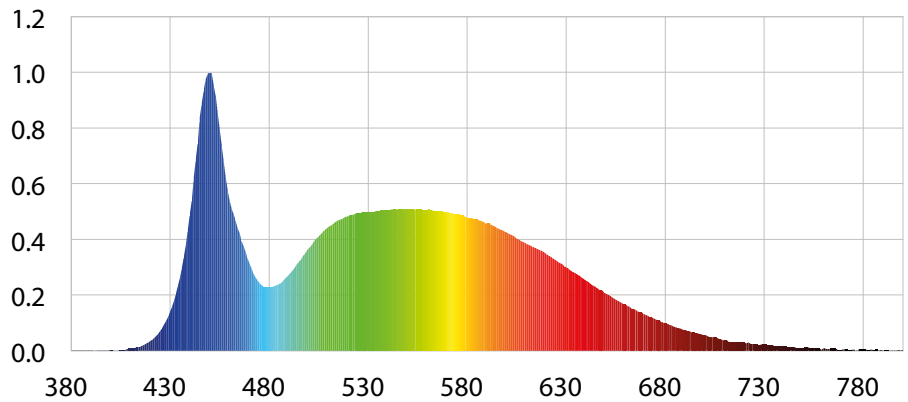
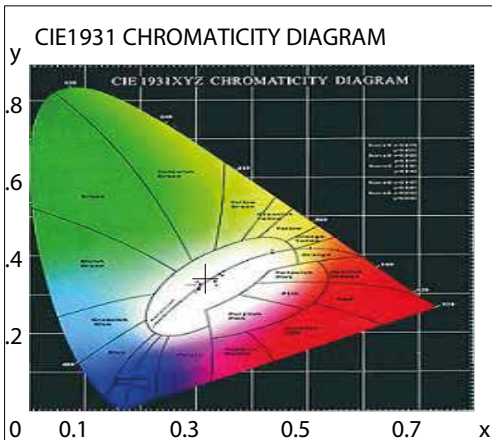
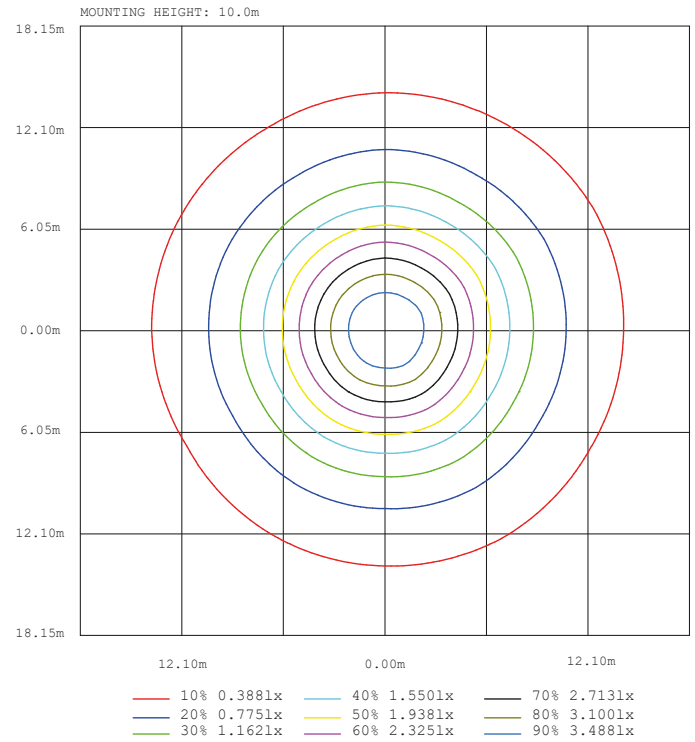
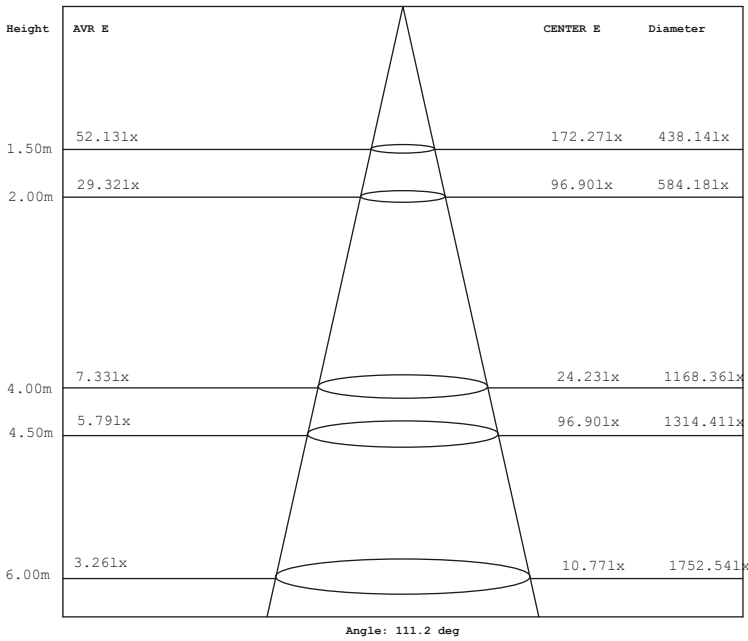
Garantía	2 Años de Garantía*
Certificación	NOM

**LUMINOUS INTENSITY DISTRIBUTION DIAGRAM**



Características y Valores Aproximados

\*Importante revisar la póliza de garantía de cada producto



### Parámetros colorimétricos

CCT: Tc=6672K (duv=0.00008)

CRI: Ra= 72.6, avgR(1~14)= 62.7, avgR(1~15)= 63.1

### Parámetros fotométricos

Luminous Flux: 1147.03 Lm

EEl: 0.16

Pupil Flux: 2109.38 Plm

Efficiency: 81.87Lm/W

Energy Efficiency Class: A+ (EU 874-2012)

Pupil Lumens Per Watt: 150.56 Plm/W

Radiant Power: 3.396 W

Pupil Factor (Kp): 1.839

### Parámetros eléctricos

Voltage: 127.10V

Power Factor: 0.6150

Current: 0.1800A

Frequency: 60.00Hz

Power: 14.01W