

## DOWNLIGHTS SOBREPONER

### Características

Material	ABS + Fe + Ps
Terminado	Blanco
Pantalla	Ps
Índice de protección	IP20
Base	Cercha de Sobreponer
Dimensiones mm	ø280*30 mm
Lúmenes	2,640 lm
Temperatura	6500K
Ángulo	110°

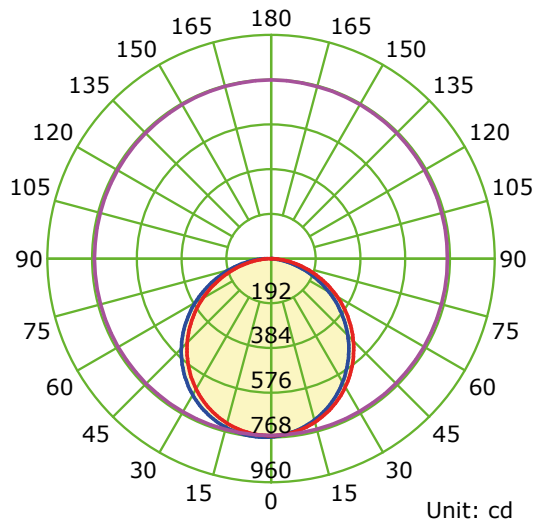
### Parámetros Eléctricos

Tensión Nominal [V~]	85-265V~
Consumo de Potencia [W]	24 W
Frecuencia Nominal [Hz]	50/60Hz
Consumo de Corriente [A]	0.28-0.09A
Temperatura de Operación	-10 a 45 °C

### Beneficios

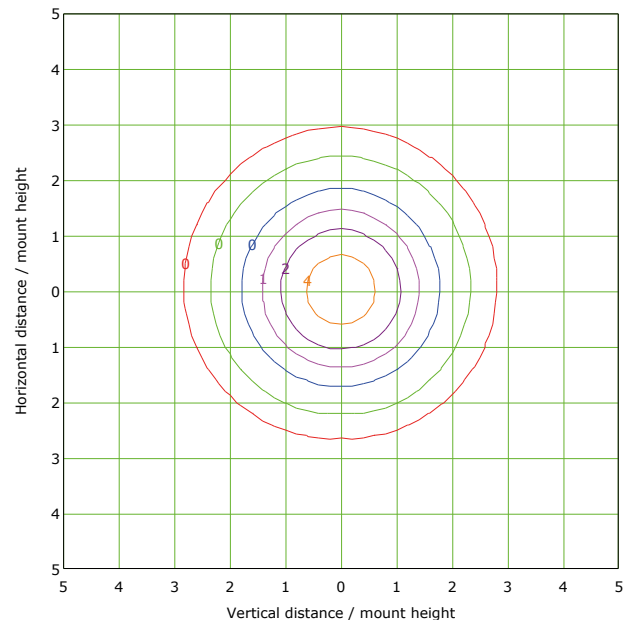

Garantía	3 Años de Garantía*
Certificación	NOM

### LUMINOUS INTENSITY DISTRIBUTION DIAGRAM



Average Diffuse Angle(50%): 111.9°

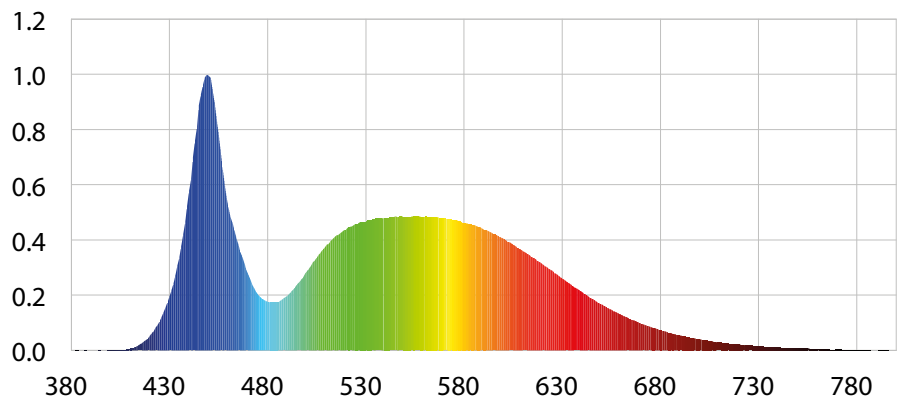
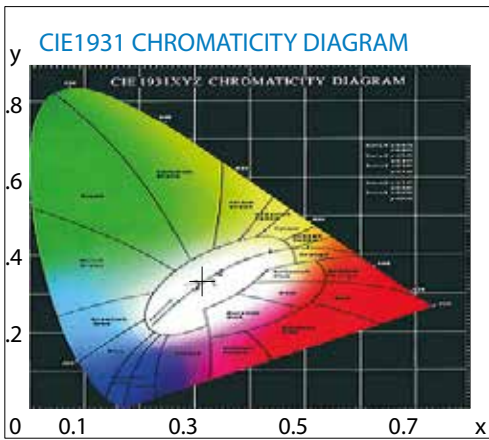
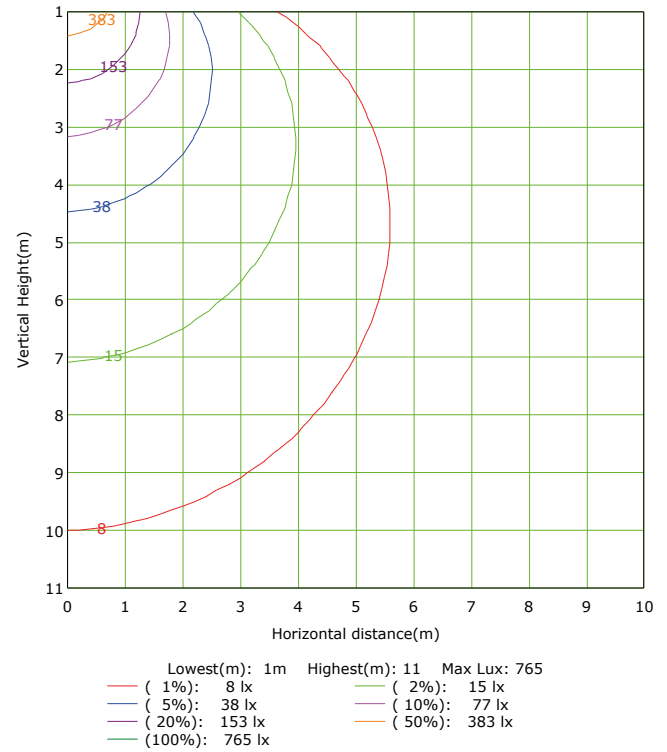
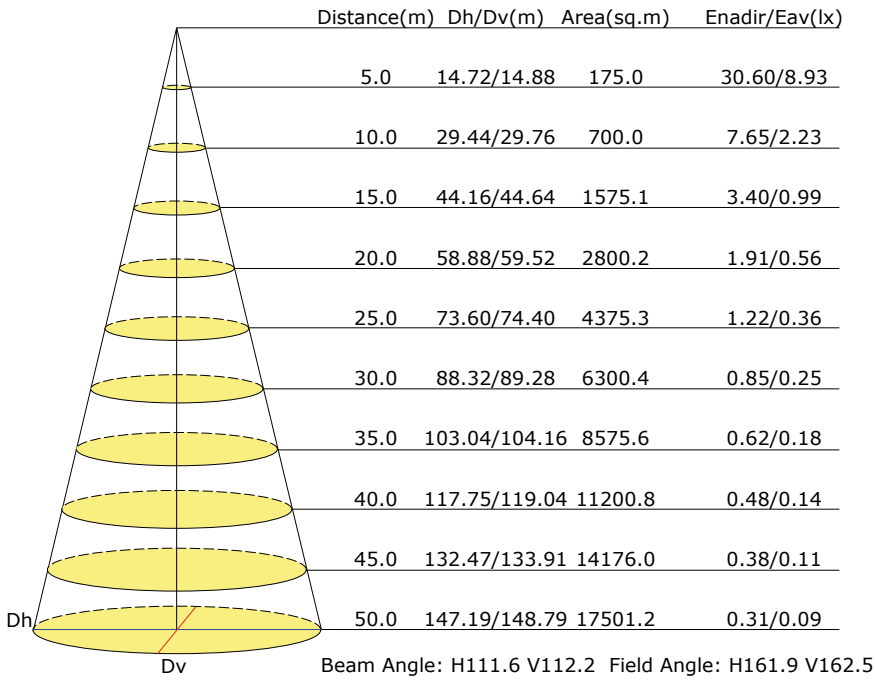
— C0-C180 — C90-C270 — G4



Mounting Height: 10m Max Lux(100%): 8 lx  
 ( 1%): 0 lx ( 2%): 0 lx  
 ( 5%): 0 lx (10%): 1 lx  
 (20%): 2 lx ( 50%): 4 lx  
 (100%): 8 lx

### Características y Valores Aproximados

\*Importante revisar la póliza de garantía de cada producto



### Parámetros colorimétricos

CCT: Tc=6428K (duv=0.00489)

CRI: Ra= 78.2, avgR(1~14)= 70.0, avgR(1~15)=70.0

### Parámetros fotométricos

Luminous Flux:2779.88 Lm

EEL: 0.13

Pupil Flux: 5030.16Plm

Efficiency: 102.39 Lm/W

Energy Efficiency Class: A+ (EU 874-2012)

Pupil Lumens Per Watt: 185.27 Plm/W

Radiant Power: 8.742 W

Pupil Factor (Kp): 1.809

### Parámetros eléctricos

Voltage: 127.00V

Power Factor: 0.6150

Current: 0.3470A

Frequency: 59.99Hz

Power:27.15W