

## DOWNLIGHTS SOBREPONER

### Características

|                      |                      |
|----------------------|----------------------|
| Material             | Al                   |
| Terminado            | Blanco               |
| Pantalla             | Ps                   |
| Índice de protección | IP20                 |
| Base                 | Cercha de Sobreponer |
| Dimensiones mm       | ø222*33 mm           |
| Lúmenes              | 1,700 Lm             |
| Temperatura          | 6,500K               |
| Ángulo               | 120°                 |

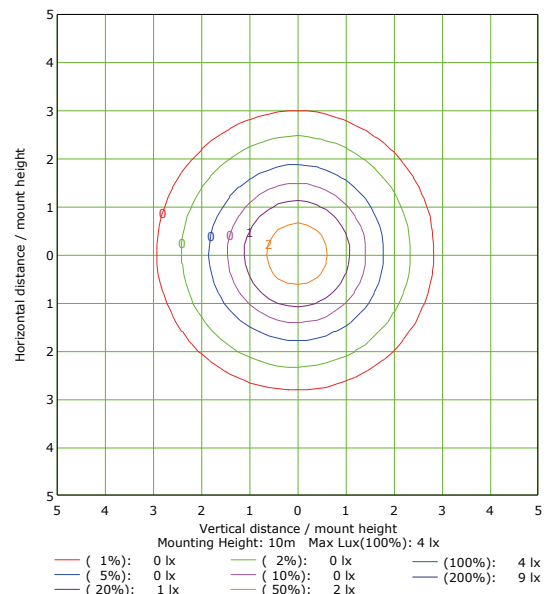
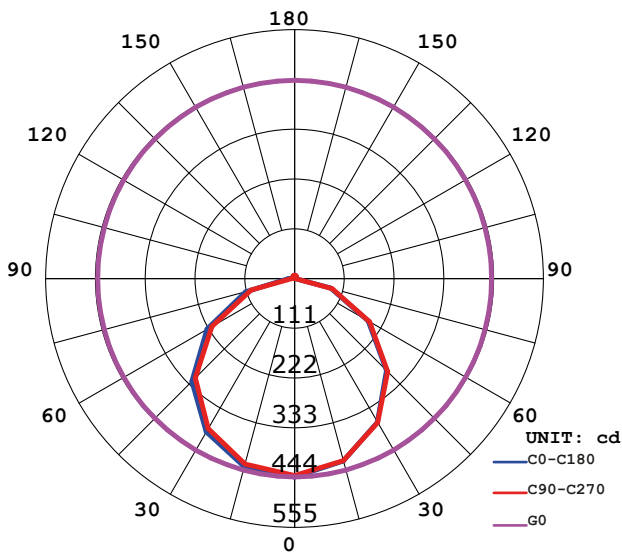
### Parámetros Eléctricos

|                          |             |
|--------------------------|-------------|
| Tensión Nominal [V~]     | 85-265V~    |
| Consumo de Potencia [W]  | 18W         |
| Frecuencia Nominal [Hz]  | 50/60Hz     |
| Consumo de Corriente [A] | 0.21-0.06A  |
| Temperatura de Operación | -10 a 45 °C |

### Beneficios

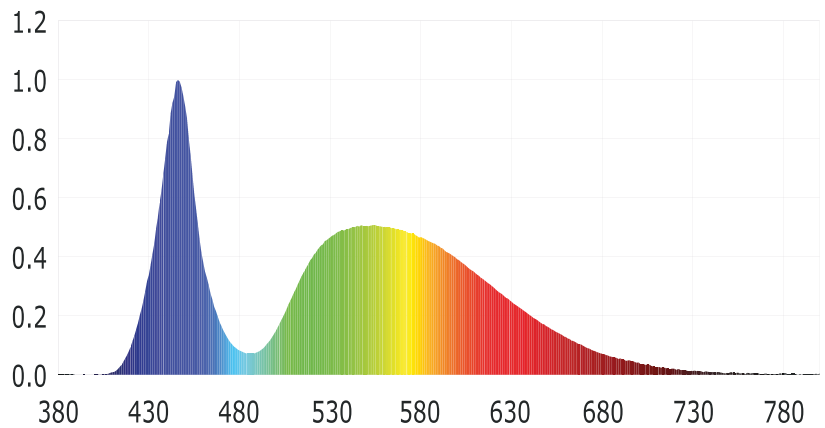
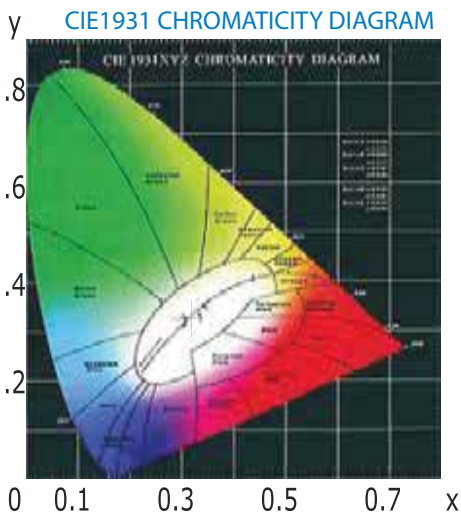
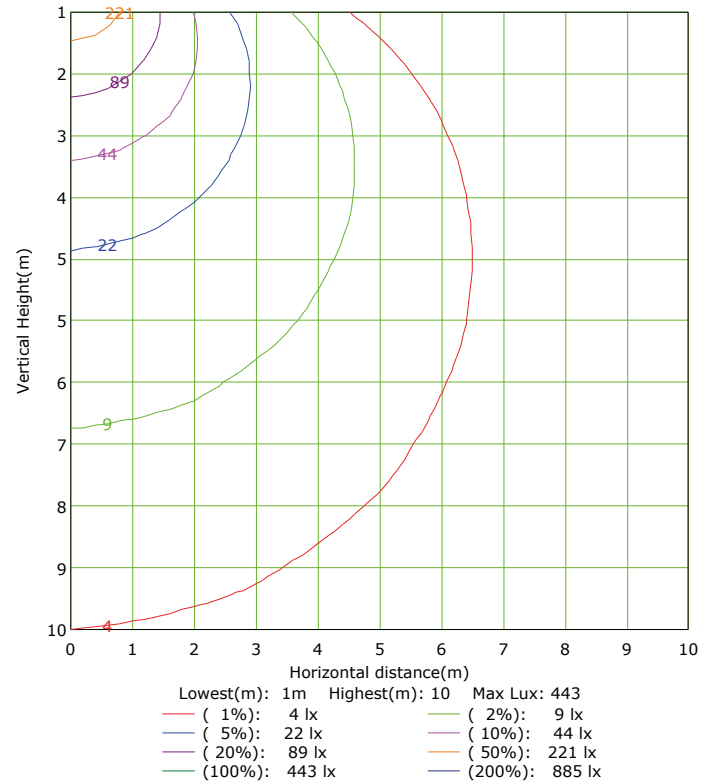
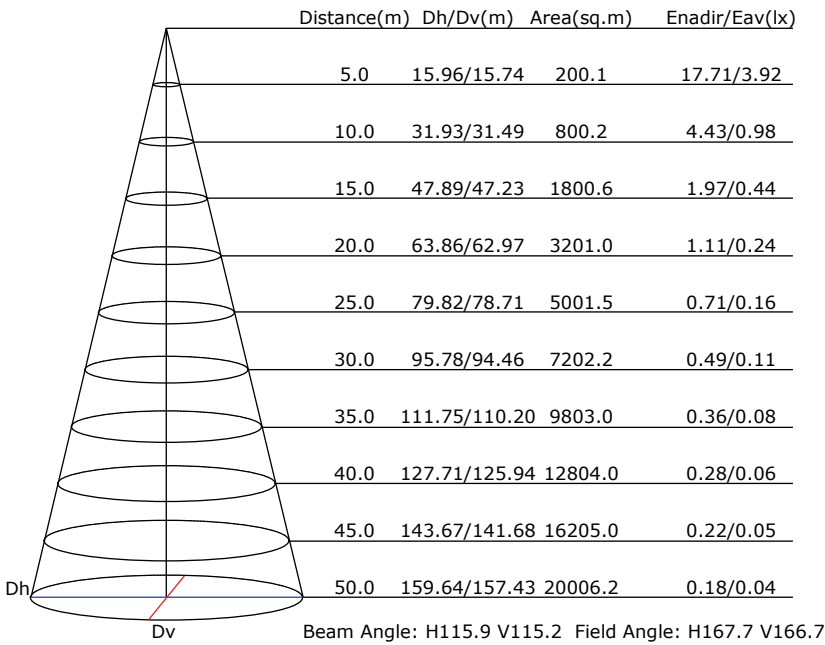
|               |                     |
|---------------|---------------------|
| Garantía      | 3 Años de Garantía* |
| Certificación | NOM                 |

### LUMINOUS INTENSITY DISTRIBUTION DIAGRAM



### Características y Valores Aproximados

\*Importante revisar la póliza de garantía de cada producto



**Parámetros colorimétricos**

CCT: Tc=6162K (duv=0.00005)

CRI: Ra= 70.1, avgR(1~14)= 59.5, avgR(1~15)=59.9

**Parámetros fotométricos**

Luminous Flux:1500.56 Lm

EEl: 0.18

Pupil Flux: 2485.06Plm

Efficiency: 76.72 Lm/W

Energy Efficiency Class: A+ (EU 874-2012)

Pupil Lumens Per Watt: 127.05 Plm/W

Radiant Power: 4.644 W

Pupil Factor (Kp): 1.656

**Parámetros eléctricos**

Voltage: 126.70V

Power Factor: 0.6140

Current: 0.2500A

Frequency: 60.00Hz

Power:19.56W