

## DOWNLIGHTS SOBREPONER

### Características

Material	Al
Terminado	Blanco
Pantalla	Ps
Índice de protección	IP20
Base	Cercha de Sobreponer
Dimensiones mm	ø170*33 mm
Lúmenes	1,130 Lm
Temperatura	3,500K
Ángulo	120°

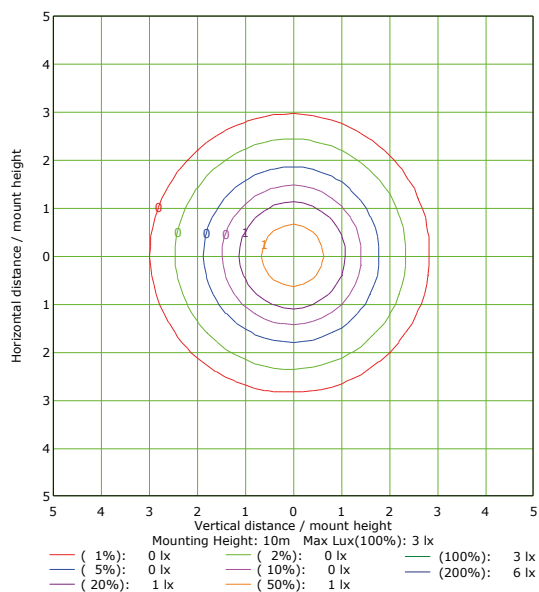
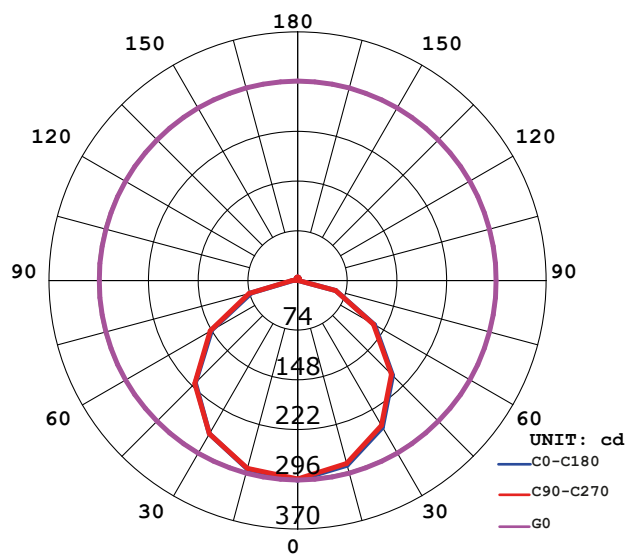
### Parámetros Eléctricos

Tensión Nominal [V~]	85-265V~
Consumo de Potencia [W]	12W
Frecuencia Nominal [Hz]	50/60Hz
Consumo de Corriente [A]	0.14-0.04A
Temperatura de Operación	-10 a 45 °C

### Beneficios

Garantía	3 Años de Garantía*
Certificación	NOM

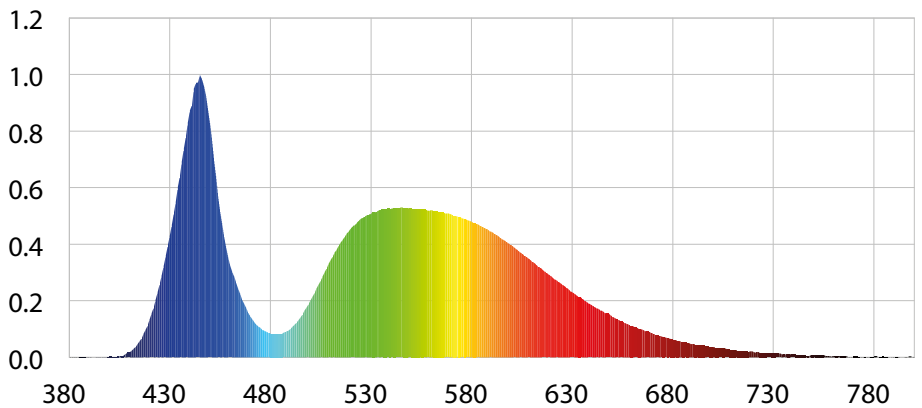
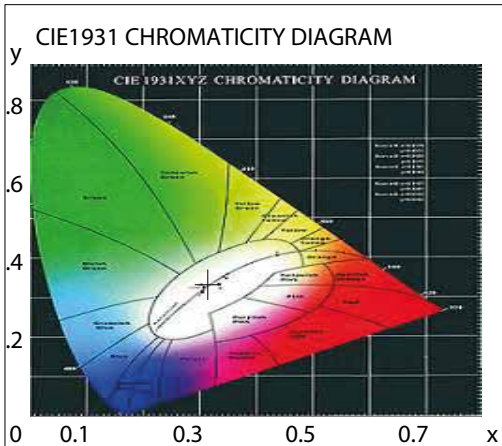
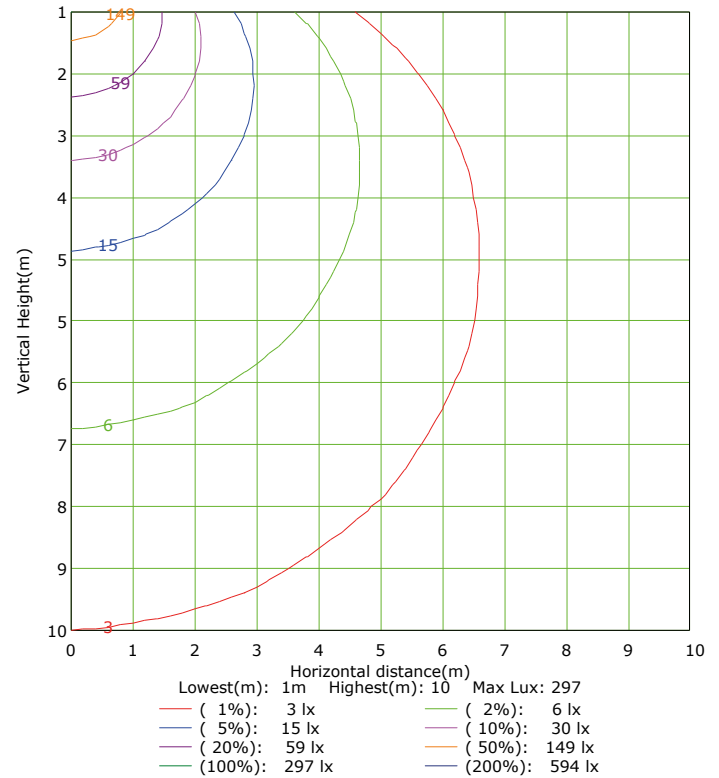
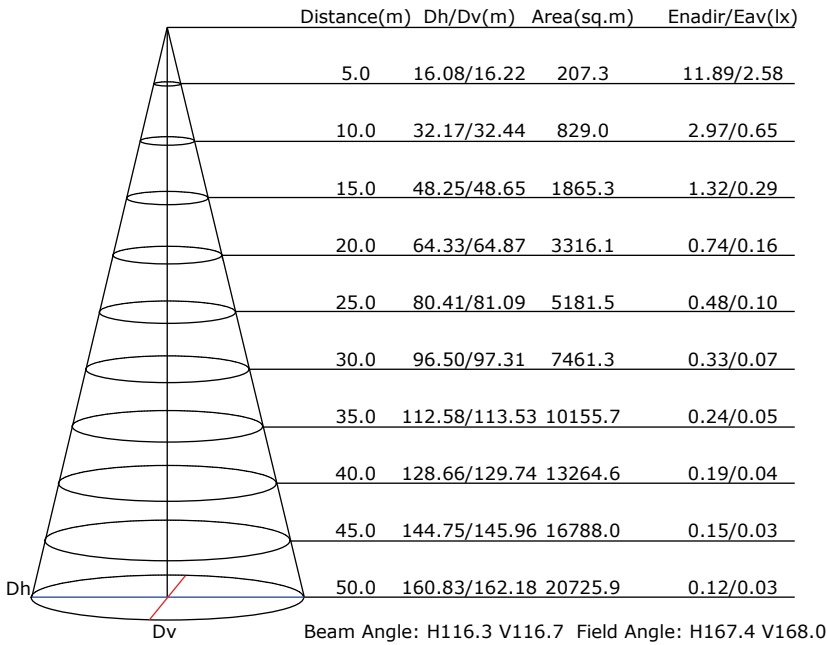
### LUMINOUS INTENSITY DISTRIBUTION DIAGRAM



Características y Valores Aproximados

\*Importante revisar la póliza de garantía de cada producto





### Parámetros colorimétricos

CCT: Tc=2910K (duv=0.00068)

CRI: Ra= 71.9, avgR(1~14)= 62.7, avgR(1~15)=62.7

### Parámetros fotométricos

Luminous Flux:1112.87 Lm

EEL: 0.16

Pupil Flux: 3887.12Plm

Efficiency: 92.28 Lm/W

Energy Efficiency Class: A+ (EU 874-2012)

Pupil Lumens Per Watt: 155.39 Plm/W

Radiant Power: 3.394 W

Pupil Factor (Kp): 1.684

### Parámetros eléctricos

Voltage: 127.10V

Power Factor: 0.5950

Current: 0.1640A

Frequency: 60.00Hz

Power:12.42W