

DOWNLIGHTS SOBREPONER

Características

Material	Al
Terminado	Negro
Pantalla	Ps
Índice de protección	IP20
Base	Cercha de Sobreponer
Dimensiones mm	ø170*33 mm
Lúmenes	1,100 Lm
Temperatura	6,500K
Ángulo	120°

Parámetros Eléctricos

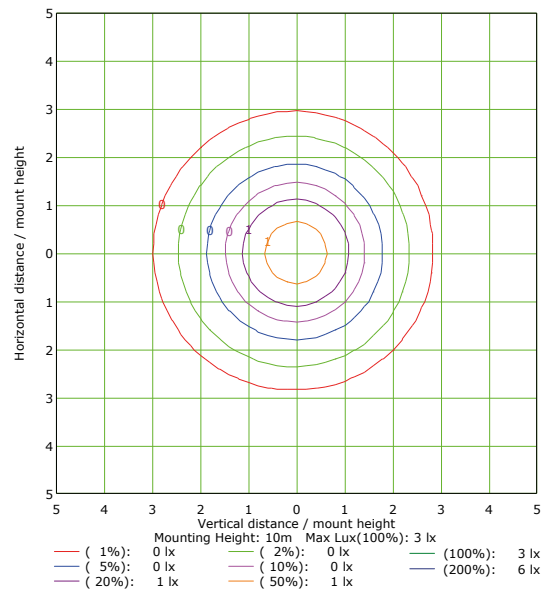
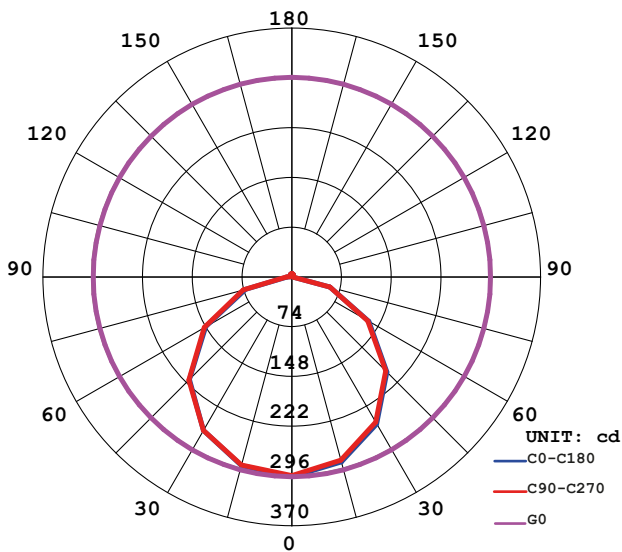
Tensión Nominal [V~]	85-265V~
Consumo de Potencia [W]	12W
Frecuencia Nominal [Hz]	50/60Hz
Consumo de Corriente [A]	0.14-0.04A
Temperatura de Operación	-10 a 45 °C

Beneficios

Garantía	3 Años de Garantía *
Certificación	NOM

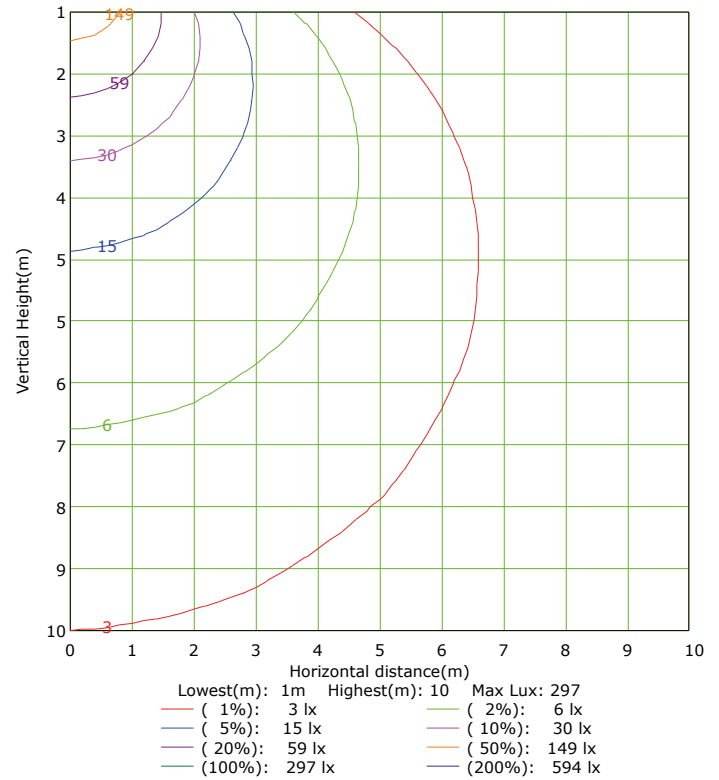



LUMINOUS INTENSITY DISTRIBUTION DIAGRAM

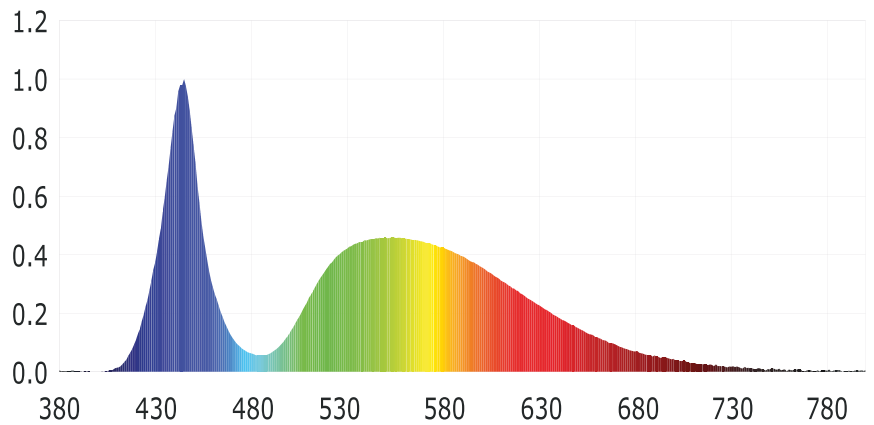
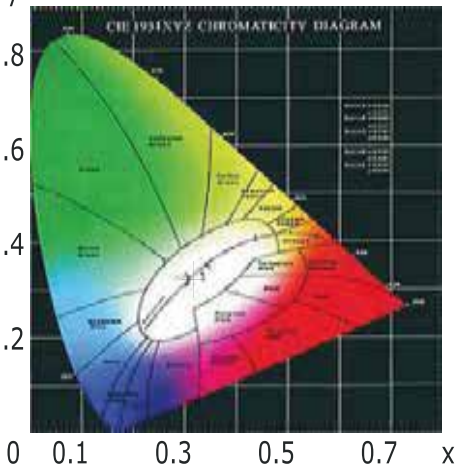


Características y Valores Aproximados

*Importante revisar la póliza de garantía de cada producto



CIE1931 CHROMATICITY DIAGRAM



Parámetros colorimétricos

CCT: Tc=6258K (duv=0.00223)

CRI: Ra= 69.4, avgR(1~14)= 59.0, avgR(1~15)= 59.6

Parámetros fotométricos

Luminous Flux: 873.99 Lm

EEL: 0.18

Pupil Flux: 1437.90 Plm

Efficiency: 71.58 Lm/W

Energy Efficiency Class: A+ (EU 874-2012)

Pupil Lumens Per Watt: 117.76 Plm/W

Radiant Power: 2.757 W

Pupil Factor (Kp): 1.645

Parámetros eléctricos

Voltage: 127.20V

Power Factor: 0.6060

Current: 0.1590A

Frequency: 60.00Hz

Power: 12.21W